

MecSoft Corporation

18019, Sky Park Circle, Suite K,L
Irvine, CA 92614, USA

PHONE: (949) 654-8163
E-MAIL: SALES@MECSOFT.COM
WEBSITE: WWW.MECSOFT.COM


VisualMill in Sweden

Founded in 1987, Plastteknik is a one-stop complete solution company that helps customers right from basic concept through the product completion. With its own internal resources and development staff, Plastteknik carries out product development, CNC milled, turned and vacuum formed prototypes, mold making and injection molding.

Due to the knowledge and expertise found among its employees, as well as its expertise in providing a complete solution, makes Plastteknik a much sought after company that is contacted by companies and institutes that require technology training and consulting.

CAD/CAM History

Jörgen Andersson, CAD CAM engineer says even prior to 1998 the company had been using a DOS based CAM program. He says "In the beginning I used to but it was not user friendly enough". The company then started looking out for CAM software and found VisualMill.



Jörgen Andersson programming in VisualMill

Plastteknik started off using VisualMill 2.0 in the beginning of February 2000 and have been MecSoft's customer since then. The company has standardized on VisualMill for CAM programming and Jörgen is primarily responsible for the use of this software.

Decision to buy VisualMill

According to Jörgen, VisualMill comes with one of the best price performance ratios in the industry. He says:

"The decision to buy VisualMill was based on price and functionality. Also as we already design in SolidWorks, we had no need of a CAM program with CAD functionality."

VisualMill comes with CAD tools that tailored for the machinist and not the designer. This does not burden the CAM user with the cost of buying CAD functionality that seldom gets used, as is typically the case with other systems in the market today.

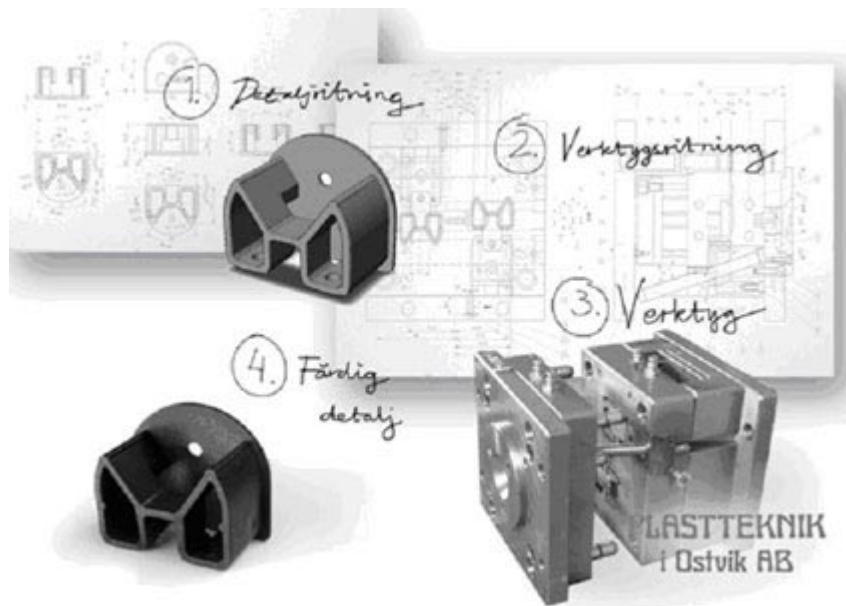
Another important reason for the choice was that VisualMill incorporated the Parasolid kernel, the same one that SolidWorks employs. This allows VisualMill to read SolidWorks files directly and allows for flawless transfer of geometry data.

Application of VisualMill

Jörgen says-

"When the mold is designed and the construction is ready, I prepare the tool paths on the saved SolidWorks files. In case adjustments are needed we make this changes in SolidWorks and regenerate the tool paths in VisualMill.


Compared with other CAM software VisualMill very user friendly and easy to use"




From Design to Manufacturing

VisualMill, with its powerful 3D machining functionality, helps Plastteknik machine and produce injection molds for plastic parts with intricate details mostly using 3D surfaces with inserts.

Jörgen adds that "We even produce graphite electrodes for spark erosion machining with complicated surfaces and VisualMill works great for this application."



Plastic injection molds machined and produced using VisualMill



Jörgen Andersson and Åke Stenlund (industrial designer)

Learning Curve

Jörgen has had no formal training in VisualMill. Due to its intuitive and excellent user interface, little or no training is required to run VisualMill.

"I haven't had any training, I learn by asking other using other CAM programs and learn to find these operations in VisualMill. To use the program with its base operations didn't take long time, but we still learn new functionalities after 5 years of use."

All in all VisualMill has allowed Jörgen to produce intricate parts cost effectively and has helped Plastteknik stay ahead of the technological curve for the past 5 years. Jörgen has no hesitation in recommending VisualMill to others looking for a CAM product.